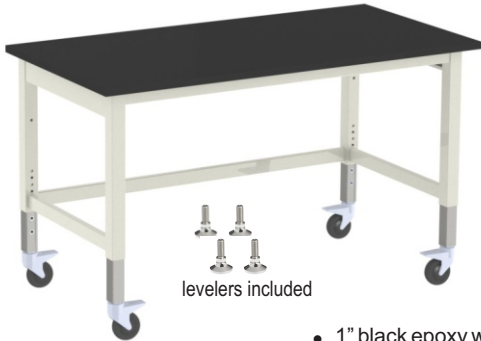


# Tables On Demand

## CAMBRIDGE TABLE SYSTEM



adjustable from 25" to 37" on levelers  
adjustable from 30" to 42" on casters

- 1" black epoxy worksurface included
- suspended cabinets sold separately
- the opening between the table legs equals the table top width less 8.5".
- table top is 30" deep with 2" side and front overhangs and flush with the back of the table frame for adding future accessories
- caster swivel may interfere with suspended cabinets at lower table height adjustments.

tables on demand  
**48" wide - TOD3048**  
**60" wide - TOD3060**  
**72" wide - TOD3072**

construction: fully welded construction with stainless steel bolted leg inserts for adjustment

adjustment: adjustable in height on leveling feet or casters from 30" to 37" with a 1" top adjustable from 25" to 37" on levelers adjustable from 30" to 42" on casters

mobility: both leveling feet and casters are included with each table

lower flexibility: hanging rails support under worksurface components

upper flexibility: optional shelving system bolts to rear table legs (adding 1.625" depth)

weight capacity: 1000 lbs on frame for supporting the work surface, undercounter storage and benchtop equipment

color: warm gray

## CAMBRIDGE SHELVING KIT



overhead shelving kit  
**48" table kit - TODSH48**  
**60" table kit - TODSH60**  
**72" table kit - TODSH72**

construction: 11 ga. strut bolted to rear legs. two welded shelf support brackets bolted to strut vertical uprights

adjustment: shelving brackets are infinitely adjustable in height along the strut which rises 47" above the worksurface

shelving: 1" particleboard core with horizontal grade black plastic laminate on both sides and banded with a durable 3mm black PVC edge

flexibility: add to any standard Cambridge Series table

weight capacity: Shelving supports 200lbs per shelf

color: warm gray

## ELECTRICAL STRIP ASSEMBLY

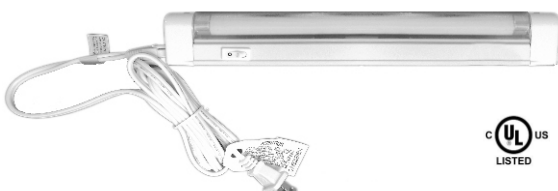


power strip and rail  
**48" table kit - ESA0044**  
**60" table kit - ESA0056**  
**72" table kit - ESA0068**

electrical service: UL approved 48" raceway with 6' grounded cord, on/off switch, and 20A 115V outlets mounted to a steel support rail

36" power strip with 12 outlets for 48" tables  
48" power strip with 16 outlets for 60" tables  
60" power strip with 20 outlets for 72" tables

## TASK LIGHT



fluorescent task light  
**48" shelf kit - FLTL36**  
**60" shelf kit - FLTL48**  
**72" shelf kit - FLTL48**

size: 1.65" high x 36" or 48" long  
lens: shatterproof polycarbonate  
switch: on-off rocker style located on the side of the fixture.  
cords: 6' SPT-2 18/2 power plug and a 6" linking pigtail  
lamp: 8000 hour, cool white 4100K  
replaceable T5 lamp included.  
installation: two mounting clips and two wood screws included

# Tables On Demand

## DOOR/DRAWER SUSPENDED



### left hinged

18" wide - 1150222  
24" wide - 1250222

### right hinged

18" wide - 1150022  
24" wide - 1250022

- left hinged door/drawer cabinet shown
- right hinged full door cabinets are reverse of what is shown
- cabinet has finished back and top
- 24" high

## 3-HIGH DRAWER SUSPENDED

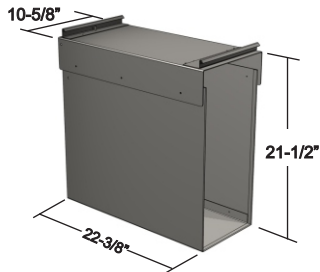


### single drawers

15" wide - 1950044  
18" wide - 1150044  
24" wide - 1250044

- cabinet has finished back and top
- 24" high

## CPU HOLDER SUSPENDED



### single cabinet

10" wide - CPU1010

- supplied with full extension runners to slide out CPU cabinet
- inside clear dimension of CPU holder is 9-3/16"

## MONITOR ARM



### monitor arm 9112-S-FM

- supplied with mounting hardware for six different mounting methods



desk edge mount



through-hole mount



wall mount



reverse wall mount  
or  
table upright mount



side bolt  
mount



grommet hole  
mount

## KEYBOARD TRAY



### articulating slide-out 5G90011DG

- includes mounting bracket for suspending under Cambridge Tables
- dual 8" swivel mousepad platform (right and left)
- height adjustment range: 6.25"
- tilt adjustment range: 0° to -15°
- weight capacity: 8.5 pounds